

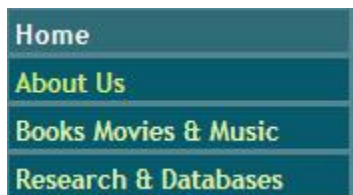
Learn a *Foreign* Language Online *with Mango Languages!*



Here's how:

Start at the Dayton Metro Library web page: www.daytonmetrolibrary.org

Click on Research and Databases (on the left).



On the Research and Databases page, scroll down to Mango Languages and click.

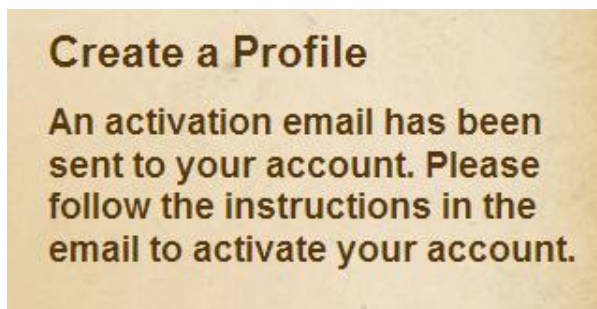
If you are outside the library, a screen from Ohio Web Library will display. It will probably ask for your library card number or your zip code. It may also ask for your library. Choose Dayton Metro Library from the list.

When you get to Mango Languages, it will ask you to log on or create an account. The first time you use it, you must create an account.

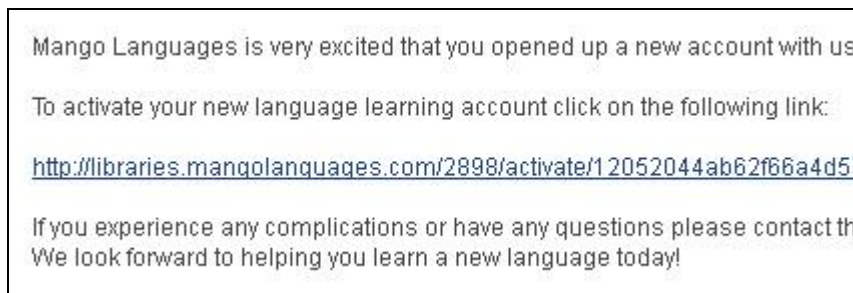
A form titled "Create a Profile" with two input fields: "Your Email" and "Password". Below the fields is a "Signup" button.

Type in your email address and make up a password to use when logging into Mango.

Click on Signup.



Now go to your email account, where you will find a welcome message from Mango. This verifies that your email address works. Click on the link in your email message:



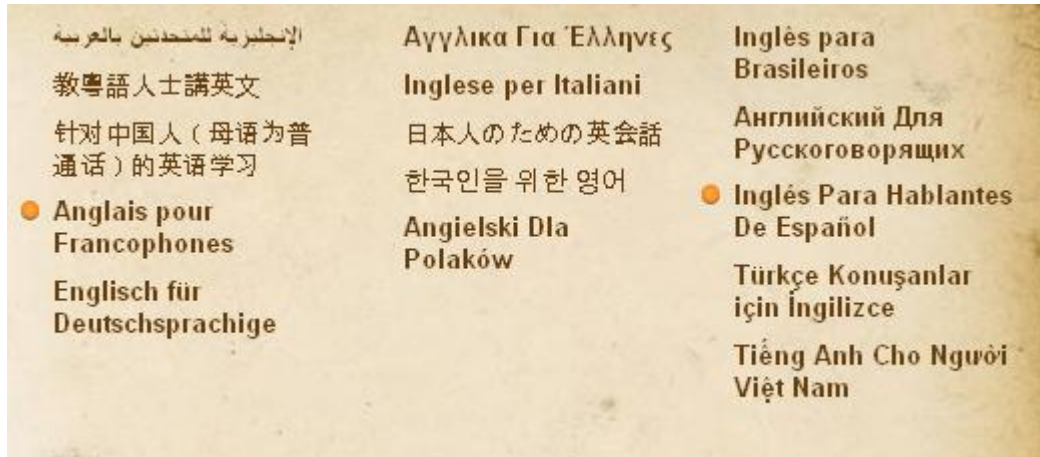
(over)

Clicking on the link will open a new window and you can start using Mango!

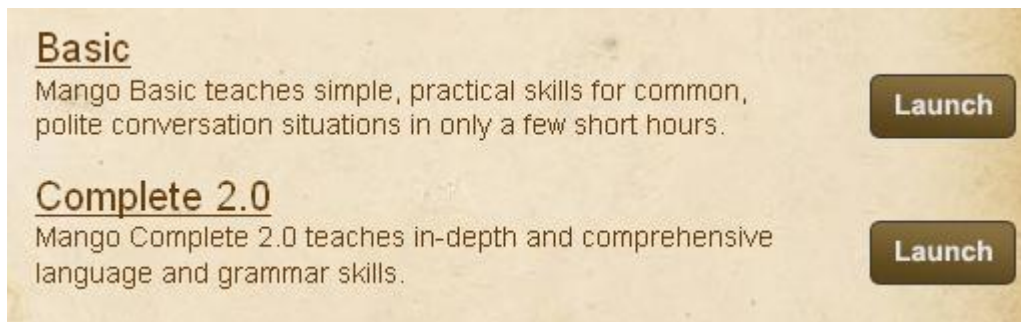
Welcome to your User Dashboard!

Click on Start Learning.

On the next screen, click on English Courses.



Most will have these options:



Next time, you can simply log on to Mango. It will remember your learning choice.

Apprenez! ¡Aprenda! Выучьте! Impari!
Learn!